

**Item**

S44E037-DWSWC1927L13  
anto+ recessed frame black 376x56

**General**

LED LO 2700K 13W 1023lm 30° 12 Spots  
housing black RAL9005 matte  
anti-glare cone gold matte, anti-glare attachment  
white matte  
2 mounting brackets

**Illuminant**

LED LO  
EEC A++ - A  
Colour rendering index (CRI) > 90  
Blue light hazard RG1 IEC 62471  
MacAdam 3

**Dimension**

LxWxH: 376x56x043mm  
Cut-out LxWxD: 370x49x080mm

**Surface/Colour**

profile: aluminium, anti-glare attachment:  
Polycarbonate

**Lens**

Lens technology  
Radiation angle: 30°

**Protection rating**

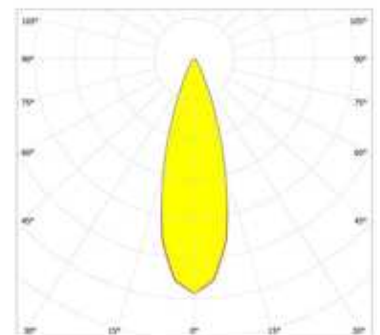
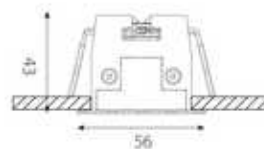
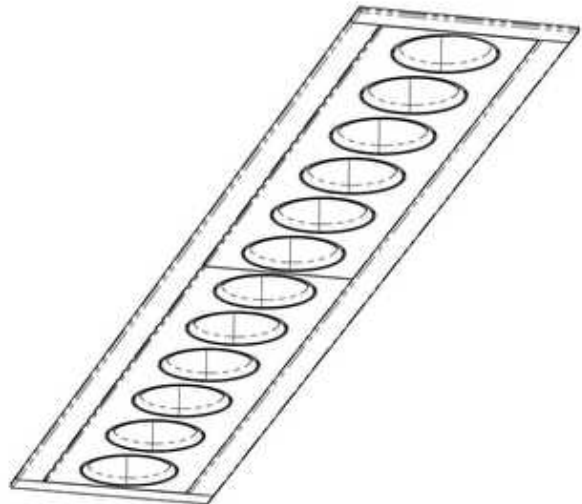
IP20 / Protection class I

**Connection**

230V 50/60Hz  
incl. converter

**Weight**

0,7 kg



**Product-Information**

High-end recessed profile luminaire, casing constructed out of aluminium, anti-glare attachment made of polycarbonate. Luminaire consists of 12 light points with efficient high-power LEDs in the colour combination: anti-glare cone gold matte, anti-glare attachment white matte, housing black RAL9005 matte. Unique lens technology and recessed optics. Direct light emission, light geometry symmetric with an emittance angle 'Medium' of 30°. Colour rendering index (CRI) > 90, with an efficiency of 79 lm per W producing a luminous flux of 1023 lm with 13 W, colour temperature of 2700 K. Including a converter, small colour tolerance MacAdam 3, energy efficiency class according to delegated Commission Regulation (EU) No. 518/2014: A++ - A. Rated lifetime of minimum 60.000 h [according to EU decree No. 1194/2012], Ingress Protection IP20, Protection Class I. Electrical connection through 3 used pins. Including endcaps and 2 mounting brackets or installation spring(s). Dimensions LxWxH: 376x56x043 mm, Cut-out LxWxD: 370x49x080 mm, Weight: 0,7 kg