

**Item**

S44A036-GKSWC1940M14  
anto+ surface black 367x44

**General**

LED MO 4000K 19W 1455lm 45° 12 Spots  
housing black RAL9005 matte  
anti-glare cone gold glossy, anti-glare attachment  
copper glossy  
for recessed version 2 mounting brackets required

**Illuminant**

LED MO  
EEC A++ - A  
Colour rendering index (CRI) > 90  
Blue light hazard RG1 IEC 62471  
MacAdam 3

**Dimension**

LxWxH: 367x44x082mm  
Cut-out LxWxD: 372x49x100mm

**Surface/Colour**

profile: aluminium, anti-glare attachment:  
Polycarbonate

**Lens**

Lens technology  
Radiation angle: 45°

**Protection rating**

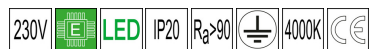
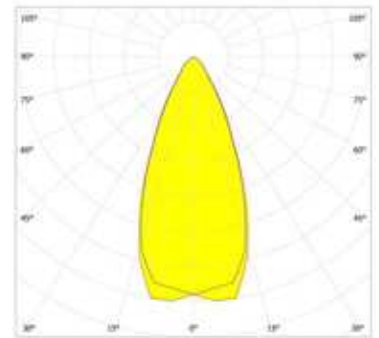
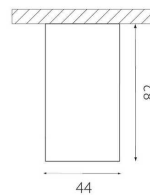

IP20 / Protection class I

**Connection**

230V 50/60Hz  
incl. converter

**Weight**

1,0 kg



**Product-Information**

High-end surface-mounted profile luminaire, casing constructed out of aluminium, anti-glare attachment made of polycarbonate. Luminaire consists of 12 light points with efficient high-power LEDs in the colour combination: anti-glare cone gold glossy, anti-glare attachment copper glossy, housing black RAL9005 matte. Unique lens technology and recessed optics. Direct light emission, light geometry symmetric with an emittance angle 'Wide Flood' of 45°. Colour rendering index (CRI) > 90, with an efficiency of 77 lm per W producing a luminous flux of 1455 lm with 19 W, colour temperature of 4000 K. Including a converter, small colour tolerance MacAdam 3, energy efficiency class according to delegated Commission Regulation (EU) No. 518/2014: A++ - A. Rated lifetime of minimum 60.000 h [according to EU decree No. 1194/2012], Ingress Protection IP20, Protection Class I. Electrical connection through 3 used pins. Also suitable for semi-recessed mounting using separately available components (mounting brackets). Including endcaps, for recessed version 2 mounting brackets required. Dimensions LxWxH: 367x44x082 mm, Cut-out for recessed mounting LxWxD: 372x49x100 mm, Weight: 1,0 kg