

### Item

S44A036-GBWSC1930M11  
anto+ surface white 367x44

### General

LED MO 3000K 19W 1654lm 15° 12 Spots  
housing white RAL9016 matte  
anti-glare cone gold glossy, anti-glare attachment  
silver glossy  
for recessed version 2 mounting brackets required

### Illuminant

LED MO  
EEC A++ - A  
Colour rendering index (CRI) > 90  
Blue light hazard RG1 IEC 62471  
MacAdam 3

### Dimension

LxWxH: 367x44x082mm  
Cut-out LxWxD: 372x49x100mm

### Surface/Colour

profile: aluminium, anti-glare attachment:  
Polycarbonate

### Lens

Lens technology  
Radiation angle: 15°

### Protection rating

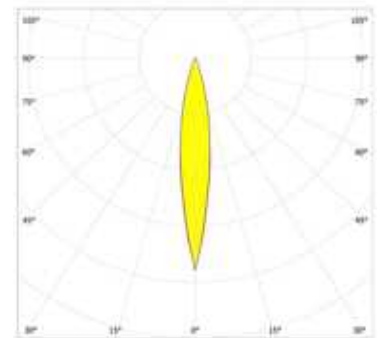
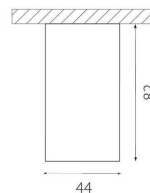

IP20 / Protection class I

### Connection

230V 50/60Hz  
incl. converter

### Weight

1,0 kg



### Product-Information

High-end surface-mounted profile luminaire, casing constructed out of aluminium, anti-glare attachment made of polycarbonate. Luminaire consists of 12 light points with efficient high-power LEDs in the colour combination: anti-glare cone gold glossy, anti-glare attachment silver glossy, housing white RAL9016 matte. Unique lens technology and recessed optics. Direct light emission, light geometry symmetric with an emittance angle 'Spot' of 15°. Colour rendering index (CRI) > 90, with an efficiency of 87 lm per W producing a luminous flux of 1654 lm with 19 W, colour temperature of 3000 K. Including a converter, small colour tolerance MacAdam 3, energy efficiency class according to delegated Commission Regulation (EU) No. 518/2014: A++ - A. Rated lifetime of minimum 60.000 h [according to EU decree No. 1194/2012], Ingress Protection IP20, Protection Class I. Electrical connection through 3 used pins. Also suitable for semi-recessed mounting using separately available components (mounting brackets). Including endcaps, for recessed version 2 mounting brackets required. Dimensions LxWxH: 367x44x082 mm, Cut-out for recessed mounting LxWxD: 372x49x100 mm, Weight: 1,0 kg