

Item

S44A036-DWSIC1940M13
anto+ surface silver 367x44

General

LED MO 4000K 19W 1445lm 30° 12 Spots
housing silver RAL9006 matte
anti-glare cone gold matte, anti-glare attachment
white matte
for recessed version 2 mounting brackets required

Illuminant

LED MO
EEC A++ - A
Colour rendering index (CRI) > 90
Blue light hazard RG1 IEC 62471
MacAdam 3

Dimension

LxWxH: 367x44x082mm
Cut-out LxWxD: 372x49x100mm

Surface/Colour

profile: aluminium, anti-glare attachment:
Polycarbonate

Lens

Lens technology
Radiation angle: 30°

Protection rating

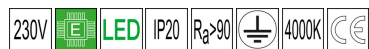
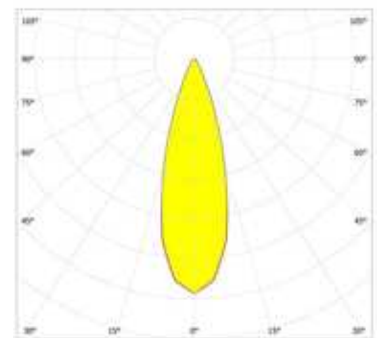
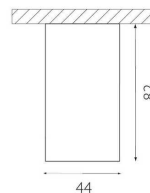
IP20 / Protection class I

Connection

230V 50/60Hz
incl. converter

Weight

1,0 kg



Product-Information

High-end surface-mounted profile luminaire, casing constructed out of aluminium, anti-glare attachment made of polycarbonate. Luminaire consists of 12 light points with efficient high-power LEDs in the colour combination: anti-glare cone gold matte, anti-glare attachment white matte, housing silver RAL9006 matte. Unique lens technology and recessed optics. Direct light emission, light geometry symmetric with an emittance angle 'Medium' of 30°. Colour rendering index (CRI) > 90, with an efficiency of 76 lm per W producing a luminous flux of 1445 lm with 19 W, colour temperature of 4000 K. Including a converter, small colour tolerance MacAdam 3, energy efficiency class according to delegated Commission Regulation (EU) No. 518/2014: A++ - A. Rated lifetime of minimum 60.000 h [according to EU decree No. 1194/2012], Ingress Protection IP20, Protection Class I. Electrical connection through 3 used pins. Also suitable for semi-recessed mounting using separately available components (mounting brackets). Including endcaps, for recessed version 2 mounting brackets required. Dimensions LxWxH: 367x44x082 mm, Cut-out for recessed mounting LxWxD: 372x49x100 mm, Weight: 1,0 kg