

### Item

S44F024-RYWSC1930L13  
anto+ recessed frameless white 244x44

### General

LED LO 3000K 9,6W 688lm 30° 08 Spots  
housing white RAL9016 matte  
anti-glare cone copper matte, anti-glare attachment  
grey matte  
mounting frame

### Illuminant

LED LO  
EEC A++ - A  
Colour rendering index (CRI) > 90  
Blue light hazard RG1 IEC 62471  
MacAdam 3

### Dimension

LxWxH: 244x44x043mm  
Cut-out LxWxD: 253x52x080mm

### Surface/Colour

profile: aluminium, anti-glare attachment:  
Polycarbonate

### Lens

Lens technology  
Radiation angle: 30°

### Protection rating

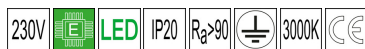
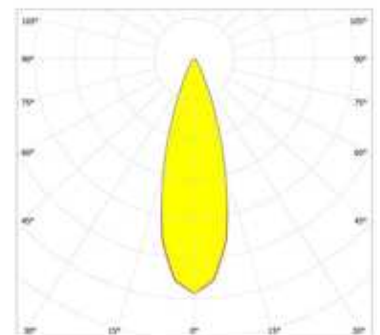
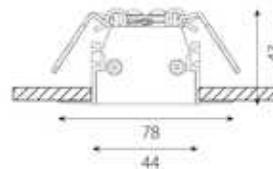
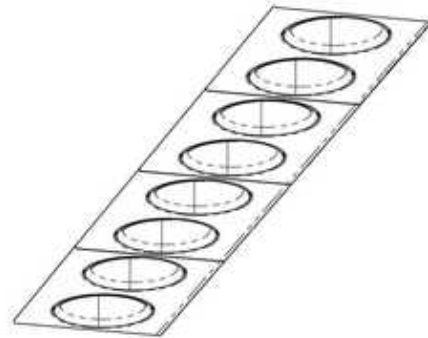
IP20 / Protection class I

### Connection

230V 50/60Hz  
incl. converter

### Weight

0,6 kg



### Product-Information

High-end frameless recessed profile luminaire, casing constructed out of aluminium, anti-glare attachment made of polycarbonate. Luminaire consists of 8 light points with efficient high-power LEDs in the colour combination: anti-glare cone copper matte, anti-glare attachment grey matte, housing white RAL9016 matte. Unique lens technology and recessed optics. Direct light emission, light geometry symmetric with an emittance angle 'Medium' of 30°. Colour rendering index (CRI) > 90, with an efficiency of 72 lm per W producing a luminous flux of 688 lm with 9,6 W, colour temperature of 3000 K. Including a converter, small colour tolerance MacAdam 3, energy efficiency class according to delegated Commission Regulation (EU) No. 518/2014: A++ - A. Rated lifetime of minimum 60.000 h [according to EU decree No. 1194/2012], Ingress Protection IP20, Protection Class I. Electrical connection through 3 used pins. Including endcaps mounting frame. Dimensions LxWxH: 244x44x043 mm, Cut-out LxWxD: 253x52x080 mm, Weight: 0,6 kg